

# MASTER

## LIVING TECHNOLOGY

Master Srl Divisione Elettrica  
Via Mario Tognato, 16  
35042 Este, [PD], Italia  
Tel +39 0429 602 777  
master@master.it  
www.master.it

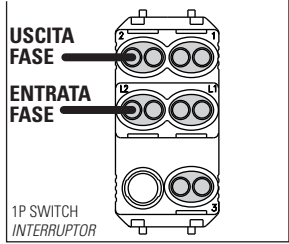
# MASTER

## LIVING TECHNOLOGY

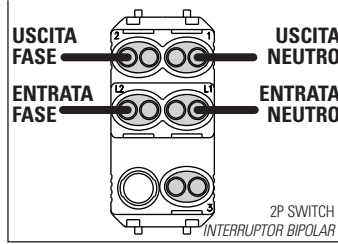
Master Srl Divisione Elettrica  
Via Mario Tognato, 16  
35042 Este, [PD], Italia  
Tel +39 0429 602 777  
master@master.it  
www.master.it

Art. 21060 - 21060.2 - 30060 - 31060 - 31060.2 - 33060 - 33060.2 - 36060 - 36060.2  
IMK21060 - IMK21060.2 - MK21060 - MK21060.2 - MK22060 - MK22060.2 - M21060  
Comandi multifunzione - All-in-one device - Dispositivo todo en uno

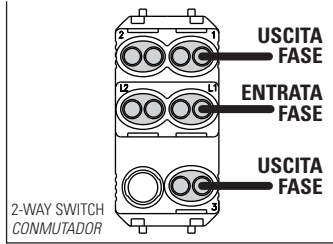
### INTERRUTTORE 1P



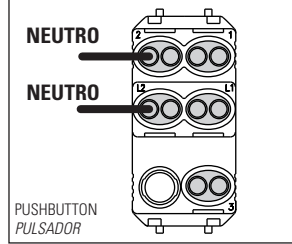
### INTERRUTTORE 2P



### DEVIATORE



### PULSANTE

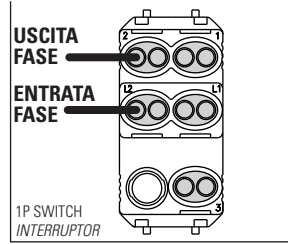


Se utilizzato come INTERRUTTORE 1P/2P o DEVIATORE, rimuovere la molla con un cacciavite.  
When used as a SWITCH 1P / 2P or 2-WAY SWITCH, remove the spring with a screwdriver.  
Cuando se utiliza como un INTERRUPTOR, BIPOLAR o CONMUTADOR retire el resorte con un destornillador.

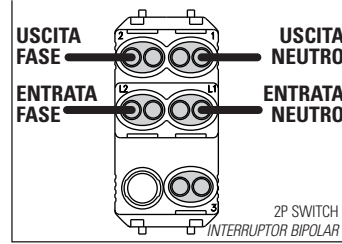
MADE IN ITALY CE M 31SL.MANUALE31 Rev. 01-02-2017

Art. 21060 - 21060.2 - 30060 - 31060 - 31060.2 - 33060 - 33060.2 - 36060 - 36060.2  
IMK21060 - IMK21060.2 - MK21060 - MK21060.2 - MK22060 - MK22060.2 - M21060  
Comandi multifunzione - All-in-one device - Dispositivo todo en uno

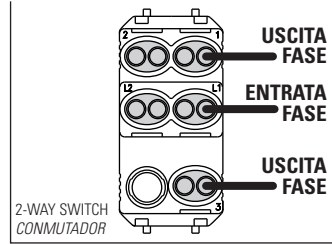
### INTERRUTTORE 1P



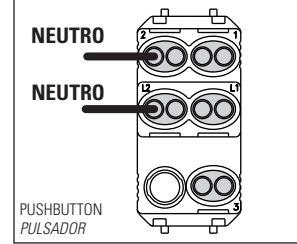
### INTERRUTTORE 2P



### DEVIATORE



### PULSANTE



Se utilizzato come INTERRUTTORE 1P/2P o DEVIATORE, rimuovere la molla con un cacciavite.  
When used as a SWITCH 1P / 2P or 2-WAY SWITCH, remove the spring with a screwdriver.  
Cuando se utiliza como un INTERRUPTOR, BIPOLAR o CONMUTADOR retire el resorte con un destornillador.

MADE IN ITALY CE M 31SL.MANUALE31 Rev. 01-02-2017

# MASTER

## LIVING TECHNOLOGY

Master Srl Divisione Elettrica  
Via Mario Tognato, 16  
35042 Este, [PD], Italia  
Tel +39 0429 602 777  
master@master.it  
www.master.it

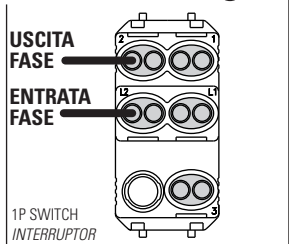
# MASTER

## LIVING TECHNOLOGY

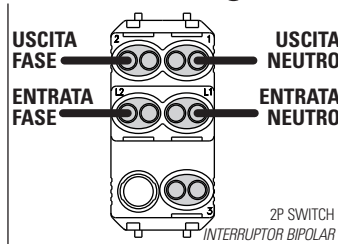
Master Srl Divisione Elettrica  
Via Mario Tognato, 16  
35042 Este, [PD], Italia  
Tel +39 0429 602 777  
master@master.it  
www.master.it

Art. 21060 - 21060.2 - 30060 - 31060 - 31060.2 - 33060 - 33060.2 - 36060 - 36060.2  
IMK21060 - IMK21060.2 - MK21060 - MK21060.2 - MK22060 - MK22060.2 - M21060  
Comandi multifunzione - All-in-one device - Dispositivo todo en uno

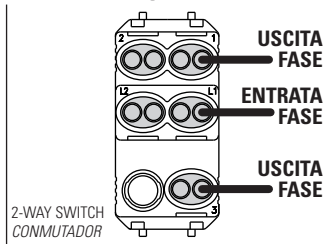
### INTERRUTTORE 1P



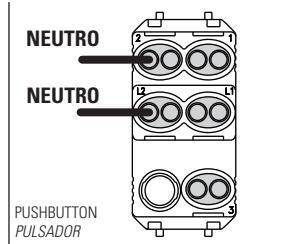
### INTERRUTTORE 2P



### DEVIATORE



### PULSANTE

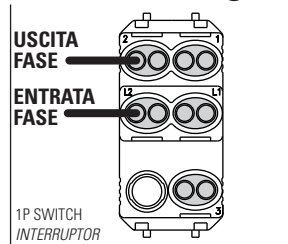


Se utilizzato come INTERRUTTORE 1P/2P o DEVIATORE, rimuovere la molla con un cacciavite.  
When used as a SWITCH 1P / 2P or 2-WAY SWITCH, remove the spring with a screwdriver.  
Cuando se utiliza como un INTERRUPTOR, BIPOLAR o CONMUTADOR retire el resorte con un destornillador.

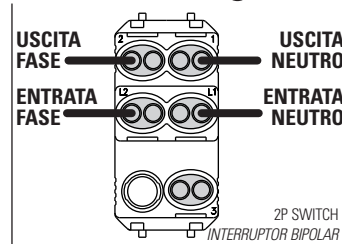
MADE IN ITALY CE M 31SL.MANUALE31 Rev. 01-02-2017

Art. 21060 - 21060.2 - 30060 - 31060 - 31060.2 - 33060 - 33060.2 - 36060 - 36060.2  
IMK21060 - IMK21060.2 - MK21060 - MK21060.2 - MK22060 - MK22060.2 - M21060  
Comandi multifunzione - All-in-one device - Dispositivo todo en uno

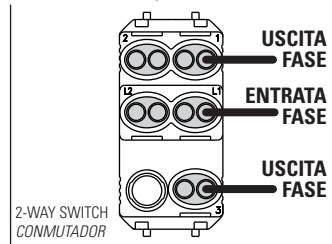
### INTERRUTTORE 1P



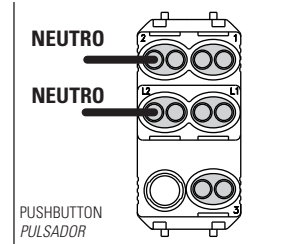
### INTERRUTTORE 2P



### DEVIATORE



### PULSANTE



Se utilizzato come INTERRUTTORE 1P/2P o DEVIATORE, rimuovere la molla con un cacciavite.  
When used as a SWITCH 1P / 2P or 2-WAY SWITCH, remove the spring with a screwdriver.  
Cuando se utiliza como un INTERRUPTOR, BIPOLAR o CONMUTADOR retire el resorte con un destornillador.

MADE IN ITALY CE M 31SL.MANUALE31 Rev. 01-02-2017